

HANDS ON Lesson 7.3

Name _____

Model and Count 13 and 14

Essential Question How can you use objects to show 13 and 14 as ten ones and some more ones?



Number and Operations in Base Ten—K.NBT.1
Also *K.CC.4b, K.CC.4c, K.CC.5*

MATHEMATICAL PRACTICES
MP.2, MP.3, MP.7

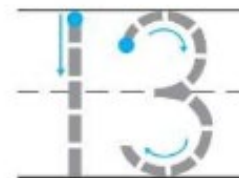
Listen and Draw

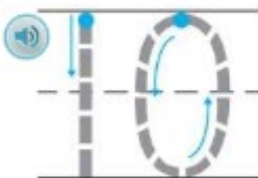


DIRECTIONS Use counters to show the number 13. Add more to show the number 14. Draw the counters. Tell a friend what you know about these numbers.

**Share and Show**

13
thirteen





ones and

ones



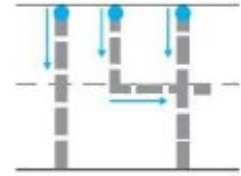
DIRECTIONS 1. Count and tell how many. Trace the number. 2. Use counters to show the number 13. Draw the counters. 3. Look at the counters you drew. How many ones are in the ten frame? Trace the number. How many more ones are there? Write the number.

270 two hundred seventy

Name _____

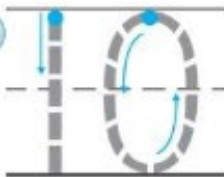


14
fourteen



5

6



ones and

ones

DIRECTIONS 4. Count and tell how many. Trace the number. 5. Use counters to show the number 14. Draw the counters. 6. Look at the counters you drew. How many ones are in the ten frame? Trace the number. How many more ones are there? Write the number.

Problem Solving • Applications



WRITE
Math

7

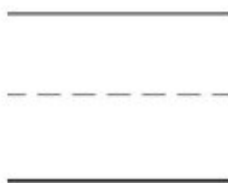


8



9

13



DIRECTIONS 7. Erika makes a bracelet with 13 beads. She starts with the blue bead on the left. Circle to show the beads Erika uses to make her bracelet. 8. Are there more blue beads or more yellow beads in those 13 beads? Circle the color bead that has more. 9. Draw a set of 13 objects. If you circle 10 of the objects, how many more objects are there? Complete the addition sentence to match.



HOME ACTIVITY • Draw a ten frame on a sheet of paper. Have your child use small objects, such as buttons, pennies, or dried beans, to show the numbers 13 and 14.

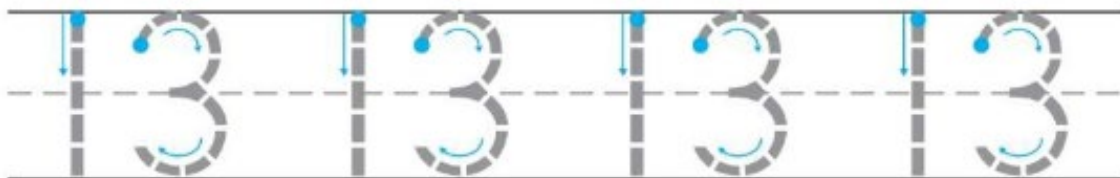
© Houghton Mifflin Harcourt Publishing Company

Name _____

Count and Write 13 and 14**Essential Question** How can you count and write 13 and 14 with words and numbers?Number and Operations in
Base Ten—K.NBT.1
Also K.CC.3, K.CC.4 b**MATHEMATICAL PRACTICES**
MP.2, MP.7, MP.8**Listen and Draw****DIRECTIONS** Count and tell how many. Trace the numbers and the words.

 Share and Show


13
thirteen



3



DIRECTIONS 1. Count and tell how many. Trace the numbers. 2. Count and tell how many. Write the number. 3. Look at the ten ones and some more ones in Exercise 2. Complete the addition sentence to match.

274 two hundred seventy-four


Name _____



14
fourteen

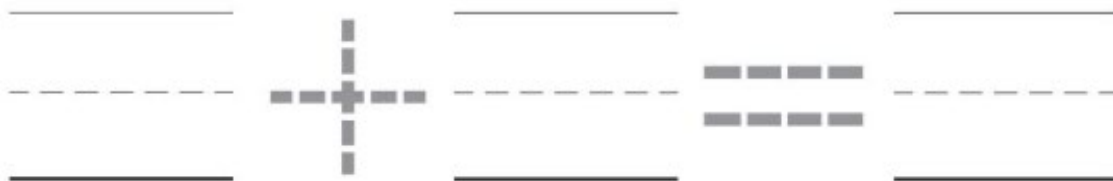


5





6



© Houghton Mifflin Harcourt Publishing Company

DIRECTIONS 4. Count and tell how many. Trace the numbers. 5. Count and tell how many. Write the number. 6. Look at the ten ones and some more ones in Exercise 5. Complete the addition sentence to match.

Problem Solving • Applications **Real World**



WRITE Math

7



| 2

| 3

| 4

8

14





DIRECTIONS 7. Eva picked 13 flowers. Circle the number of flowers Eva picked. Draw more flowers to show that number. 8. Draw a set of 14 objects. If you circle 10 of the objects, how many more objects are there? Complete the addition sentence to match.



HOME ACTIVITY • Ask your child to count and write the number for a set of 13 or 14 objects, such as coins or buttons.